

THANK YOU

☆☆ for your purchase! ♡♡

DID YOU KNOW THAT WHEN YOU LEAVE FEEDBACK ON TPT YOU EARN CREDITS TOWARDS FUTURE PURCHASES? ★★★★★ Extremely satisfied
I TRULY APPRECIATE YOUR FEEDBACK TO HELP MY LITTLE STORE GROW.

QUESTIONS/CONCERNS PLEASE CONTACT ME:

HEARTANDMINDTEACHING@GMAIL.COM



Hello! 
I'm Ashley!



A School Counselor,
curriculum developer, blogger,
and mama to two young
boys. I have a passion for
creating fun and engaging
resources for Counseling
and Social Emotional
Learning.



LET'S CONNECT:





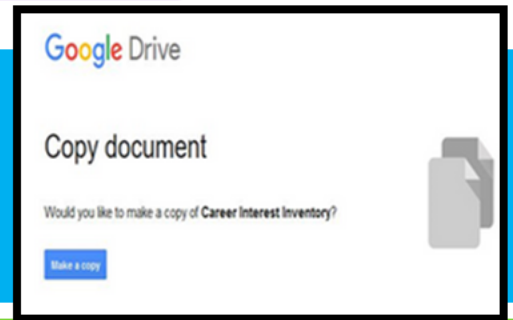
Google Slides

YOUR RESOURCE COMES WITH A DIGITAL VERSION FOR USE IN GOOGLE SLIDES VIA GOOGLE CLASSROOM. FOLLOW THESE STEPS TO UPLOAD YOUR RESOURCE.

Click here to get your copy: [Career Worker](#)

1

You will be prompted to make a copy of the resource. Click on the blue box that says "Make a copy" and the resource will go directly into your Google drive.



2

Go to your Google Drive and locate the copy of the file. You can rename the file at this point or add/delete slides.

3

Next, go to your Google Classroom and add an assignment. Select the Google Drive Symbol and select the resource you want to assign.

4

From here, you should see a grey box that says "Students can view file." Click the grey box. A dropdown menu should appear. Select, "Make a copy for each student."

5

From here, you should see a grey box that says "Students can view file." Click the grey box. A dropdown menu should appear. Select, "Make a copy for each student."

YOU HAVE TO MAKE A COPY FOR EACH STUDENT! Otherwise, they will all be editing the same file.

Click "Assign" in the top right corner if you're ready to post! This product is meant to be used in "edit" mode (not "presentation" mode). Edit mode is the only mode that allows drag & drop and writing in text boxes.

Helpful links for using Google Classroom:

[Teacher Tips for using Google Classroom \(TPT blog\)](#)

[Getting Started with Google Classroom \(youtube video\)](#)



DAY IN THE LIFE OF A CAREER WORKER



Session Objective:

*Students will identify what career workers do, wear, where they work, and tools they use.

Materials:

- *Career worker handouts and ppt.
- *Cut out the cut/paste items beforehand to save time.

Guiding Questions:

- *Why is it important to know what career workers do?
- *What are some career roles you might be interested in doing?
- *What are some common characteristics needed for career workers?

ASCA Standards Alignment:

- *Mindset: Belief in development of whole self, including a healthy balance of mental, social/emotional and physical well-being. (M 1)
- *Behavior: Learning Strategies: Critical thinking skills to make informed decisions (B-LS 1)
- *Behavior: Social Skills: Ethical decision-making and social responsibility. (B-SS 5)

SEL Competencies:

- *Self-management: Goal setting.
- *Responsible Decision-Making: Analyzing situations, solving problems, evaluating, reflecting, ethical responsibility.

Session Details (about 30 minutes)

*Show the PowerPoint. Each career worker has three slides featured of them, the first slide describes where they work, characteristics they need, what they wear, and tools they use. The second slide "Day in the life of a..." shows daily tasks the worker often performs as part of their job. The third slide asks the students to be that job for the day, on this slide it will ask for them to help solve a problem that the career person encounters. This can be done as a whole group, there is usually more than one correct answer on the clipboard answer options. Ask the students to explain why they chose their answers.

*Follow along with the accompanying handouts or have them complete it after the PowerPoint to have them test their knowledge on what was just taught. There are two pages for each career on the handouts, the first has students write in the characteristics, where they work, and three tasks they perform. Then they use the cut/paste items to fill in the "Tools I use" and "What I wear area". The second page asks them the same problem-solving question featured in the PowerPoint. Additionally, there is a bulletin board activity that can also be used for upper-level learners to write the daily tasks of each career.


MUSICIAN



Characteristics:



Where I work:



What I wear:

--	--	--


Daily Tasks:




Tools I use:

--	--	--	--	--

MUSICIAN FOR THE DAY




**The drumstick
breaks in half.**



What should the Musician do?

- ☐ **Stop playing.**
- ☐ **Keep playing with one stick.**
- ☐ **Walk off stage.**
- ☐ **Yell at your band mates.**
- ☐ **Pretend to play.**

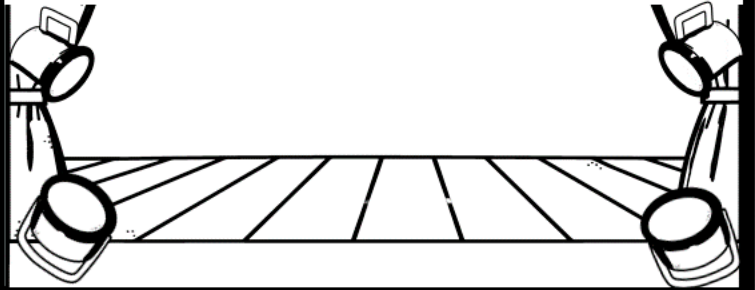
SINGER



Characteristics:



Where I work:



What I wear:

--	--	--


Daily Tasks:



Tools I use:

--	--	--	--	--

SINGER FOR THE DAY




**The
microphone is
..not working.**



What should the Singer do?

- ☐ **Panic.**
- ☐ **Run off stage.**
- ☐ **Cancel the performance.**
- ☐ **Use a backup microphone.**
- ☐ **Start to cry.**

MARINE BIOLOGIST



Characteristics:



Where I work:



What I wear:

--	--	--


Daily Tasks:




Tools I use:

--	--	--	--	--

MARINE BIOLOGIST FOR THE DAY



Some tourists are not being respectful to the wildlife.



What should the Biologist do?

- ☐ **Yell at the tourists.**
- ☐ **Demand they leave.**
- ☐ **Speak to them calmly.**
- ☐ **Explain the reasoning.**
- ☐ **Ban them from the beach.**

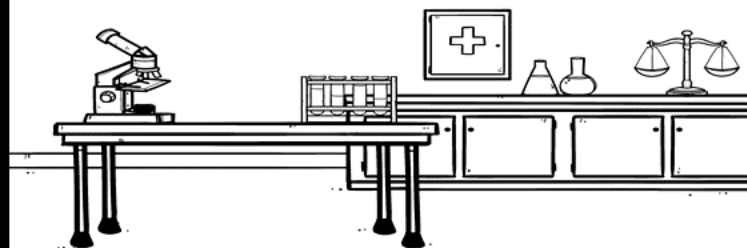
SCIENTIST



Characteristics:



Where I work:



What I wear:

--	--	--


Daily Tasks:



Tools I use:

--	--	--	--	--

SCIENTIST FOR THE DAY



**There might be an
error in the
experiment results.**



What should the Scientist do?

- ☐ **Double check your work.**
- ☐ **Ignore it.**
- ☐ **Get frustrated.**
- ☐ **Give up on the experiment.**
- ☐ **Change the data.**

BAKER



Characteristics:



Where I work:



What I wear:

--	--	--

Daily Tasks:



Tools I use:

--	--	--	--	--

BAKER FOR THE DAY



**A customer does
not like the cake
that was made.**




What should the Baker do?

- ☐ **Try to fix the cake.**
- ☐ **Offer a refund.**
- ☐ **Get upset.**
- ☐ **Refuse to change it.**
- ☐ **Apologize.**


CHEF



Characteristics:



Where I work:



What I wear:

--	--	--

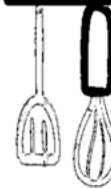
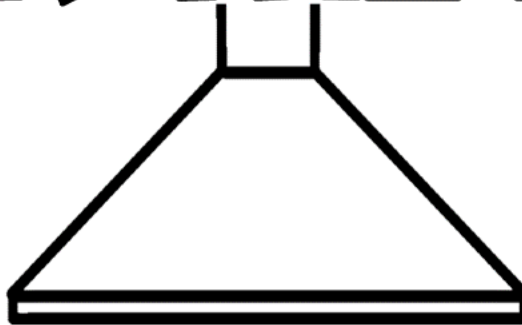

Daily Tasks:



Tools I use:

--	--	--	--	--

CHEF FOR THE DAY




A dish that takes a long time to prepare, burns in the oven.



What should the Chef do?

- ☐ **Cancel the order.**
- ☐ **Re-make the dish.**
- ☐ **Blame the oven.**
- ☐ **Hope the customer likes it.**
- ☐ **Offer a refund.**


ARTIST



Characteristics:



Where I work:



What I wear:

--	--	--

Daily Tasks:



Tools I use:

--	--	--	--	--

ARTIST FOR THE DAY



**You have a deadline
coming up but are
having trouble
creating.**

What should the Artist do?

- ☐ **Try to get inspired.**
- ☐ **Put it off for a bit longer.**
- ☐ **Give up.**
- ☐ **Get an extension on the deadline.**



NEWS REPORTER



Characteristics:



Where I work:



What I wear:

--	--	--


Daily Tasks:




Tools I use:

--	--	--	--	--

NEWS REPORTER FOR THE DAY



While reporting on the hurricane, the winds intensify, making it difficult to stand and speak clearly.



What should the Reporter do?

- ☐ **Seek safe shelter.**
- ☐ **Keep recording.**
- ☐ **Find a safer spot to film at.**
- ☐ **Panic live on the air.**
- ☐ **Stop recording.**

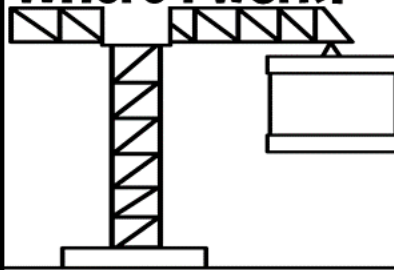
ENGINEER



Characteristics:



Where I work:



What I wear:

--	--	--


Daily Tasks:



Tools I use:

--	--	--	--	--

ENGINEER FOR THE DAY



**Some of the materials
being used do not meet
safety standards on the
current project.**

What should the Engineer do?

- ☐ **Hope no one notices.**
- ☐ **Ignore it.**
- ☐ **Report it immediately.**
- ☐ **Reinforce them with extra support.**

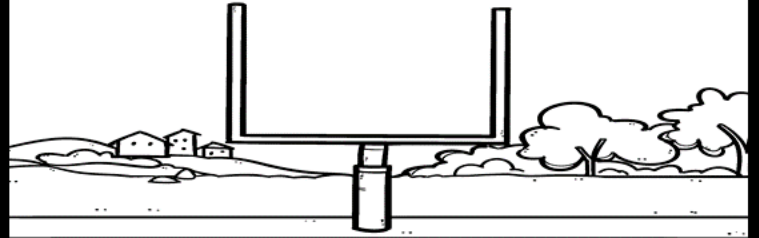
ATHLETE



Characteristics:



Where I work:



What I wear:

--	--	--


Daily Tasks:



Tools I use:

--	--	--	--	--

ATHLETE FOR THE DAY




A teammate makes a mistake that costs the team an important play.



What should the Athlete do?

- ☐ Yell at your teammate.
- ☐ Give up.
- ☐ Blame the referee.
- ☐ Stay positive and encourage your teammate.


METEOROLOGIST



Characteristics:



Where I work:



What I wear:

--	--	--


Daily Tasks:




Tools I use:

--	--	--	--	--

METEOROLOGIST FOR THE DAY




New data suggests a storm may be stronger than originally predicted.



What should the Meteorologist do?

- ☐ **Inform the public and emergency officials immediately.**
- ☐ **Wait to see if it weakens.**
- ☐ **Stick with the original forecast.**


FLIGHT ATTENDANT



Characteristics:



Where I work:



What I wear:

--	--	--

Daily Tasks:




Tools I use:

--	--	--	--	--

FLIGHT ATTENDANT FOR THE DAY



**During a flight,
some rough
turbulence makes
..the plane shake.**



What should the Attendant do?

- ☐ **Stay calm and reassure passengers.**
- ☐ **Panic and scream.**
- ☐ **Start walking the aisles.**
- ☐ **Start serving beverages.**

COSMETOLOGIST



Characteristics:



Where I work:



What I wear:

--	--	--


Daily Tasks:



Tools I use:

--	--	--	--	--


COSMETOLOGIST FOR THE DAY



**A client is
unhappy with
their hair cut.**

What should the Cosmetologist do?

- ☐ **Offer a refund.**
- ☐ **Offer to fix it.**
- ☐ **Argue with the client**
- ☐ **Ignore the complaint.**
- ☐ **Refer her to
someone else.**




SERVER



Characteristics:



Where I work:



What I wear:

--	--	--


Daily Tasks:



Tools I use:

--	--	--	--	--

SERVER FOR THE DAY



**A customer is upset
about the wait time
to get her food.**

What should the Server do?

- ☐ **Apologize.**
- ☐ **Offer a discount.**
- ☐ **Blame the chef.**
- ☐ **Try to hurry as
much as you
can.**




PILOT



Characteristics:



Where I work:



What I wear:

--	--	--


Daily Tasks:



Tools I use:

--	--	--	--	--

PILOT FOR THE DAY



**There is an alert
that there is
turbulence ahead.**

What should the Pilot do?

- ☐ **Ignore the alert.**
- ☐ **Inform the flight attendants and passengers.**
- ☐ **Panic and try to land.**
- ☐ **Fly around the area.**




ZOOLOGIST



Characteristics:



Where I work:



What I wear:

--	--	--


Daily Tasks:



Tools I use:

--	--	--	--	--

ZOOLOGIST FOR THE DAY



**An animal
appears to be
injured.**

What should the Zoologist do?

- ☐ **Feed the animal.**
- ☐ **Document the injury.**
- ☐ **Report the injury.**
- ☐ **Ignore the injury.**
- ☐ **Immediately approach it.**

FLORIST



Characteristics:



Where I work:



What I wear:

--	--	--


Daily Tasks:



Tools I use:

--	--	--	--	--

FLORIST FOR THE DAY




What should the Florist do?

- ☐ Use the wilted flowers anyway.
- ☐ Cancel the order.
- ☐ Try to revive with water.
- ☐ Replace with similar flower.

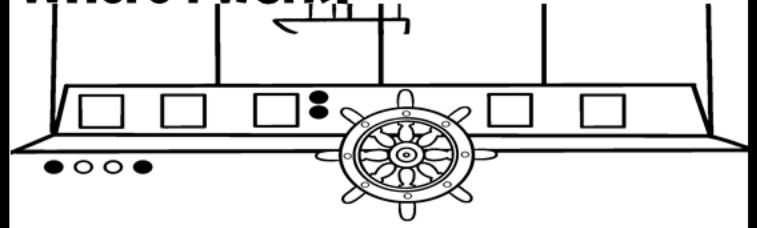
SHIP CAPTAIN



Characteristics:



Where I work:



What I wear:

--	--	--


Daily Tasks:




Tools I use:

--	--	--	--	--

SHIP CAPTAIN FOR THE DAY



**You are at sea and
a storm appears
and creates rough
waves.**



What should the Captain do?

- ☐ **Remain calm, reduce speed and navigate out of it.**
- ☐ **Inform crew & passengers.**
- ☐ **Panic and abandon ship.**
- ☐ **Drop anchor in the ocean.**

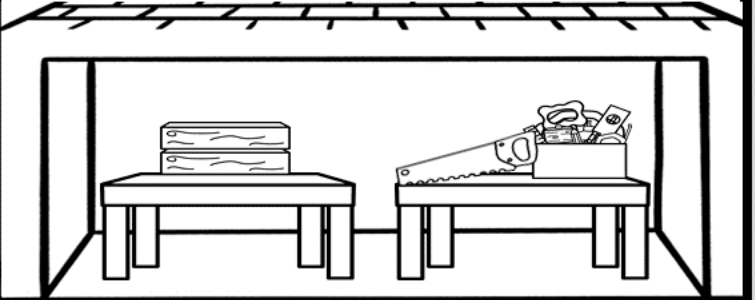
CARPENTER



Characteristics:



Where I work:



What I wear:

--	--	--


Daily Tasks:



Tools I use:

--	--	--	--	--


CARPENTER FOR THE DAY



When assembling a wooden table, one of the legs is visibly uneven.

What should the Carpenter do?


- ☐ **Ignore the issue.**
- ☐ **Adjust the leg to make sure it is level.**
- ☐ **Start over from scratch.**
- ☐ **Give up on the project.**




ASTRONAUT



Characteristics:



Where I work:



What I wear:

--	--	--

Daily Tasks:



Tools I use:

--	--	--	--	--

ASTRONAUT FOR THE DAY



At the International Space Station it is noticed that small pieces of equipment are malfunctioning.



What should the Astronaut do?

- ☐ Report the issue to mission control.
- ☐ Work to fix it right away.
- ☐ Work on it later.
- ☐ Ignore the issue for now.

BANKER



Characteristics:



Where I work:



What I wear:

Three empty dashed boxes for drawing or writing.


Daily Tasks:



Tools I use:

Five empty dashed boxes for drawing or writing.

BANKER FOR THE DAY




A customer becomes upset because their loan application was denied.

What should the Banker do?

- ☐ **Stay calm, and explain the reasons.**
- ☐ **Argue with them.**
- ☐ **Ignore them.**
- ☐ **Approve the loan.**



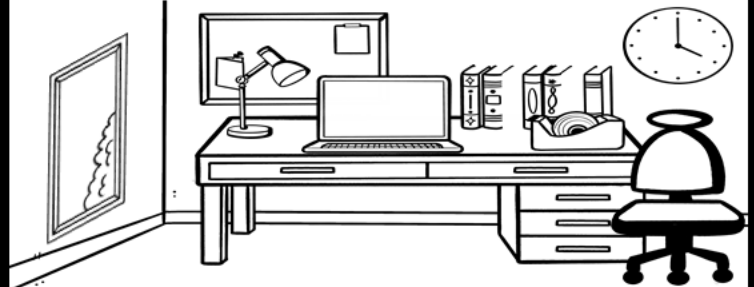
PROGRAMMER



Characteristics:



Where I work:



What I wear:

--	--	--

Daily Tasks:



Tools I use:

--	--	--	--	--


PROGRAMMER FOR THE DAY




Right before a deadline,
a major bug is
discovered that is
causing the software to
crash.

What should the Programmer do?

- ☐ **Blame a teammate.**
- ☐ **Ignore the bug, and submit it.**
- ☐ **Debug the issue.**
- ☐ **Communicate the issue with your teammates.**



ACCOUNTANT



Characteristics:



Where I work:



What I wear:

--	--	--


Daily Tasks:



Tools I use:

--	--	--	--	--


ACCOUNTANT FOR THE DAY




There is a significant error in the tax calculations that could lead to penalties.

What should the Accountant do?

- ☐ **Report it immediately.**
- ☐ **Ignore the error.**
- ☐ **Try to fix the error.**
- ☐ **Delete the record and start over.**




ARCHAEOLOGIST



Characteristics:



Where I work:



What I wear:

--	--	--


Daily Tasks:



Tools I use:

--	--	--	--	--

ARCHAEOLOGIST FOR THE DAY



**A team member
accidentally damages
a fragile artifact at an
ancient site.**

What should the Archaeologist do?


- ☐ **Hide the damaged artifact and hope no one sees.**
- ☐ **Yell at the team member.**
- ☐ **Document the damage and assess if it can be restored.**



What I Wear

**Cut and Paste
Pieces**

What I wear




Formal/dress clothes



Formal shoes



Ear Buds



Wet Suit



Goggles



Flippers



Formal/dress clothes



Formal shoes



Ear Buds



Lab Coat



Safety goggles



Gloves



Apron



Hat



Jacket



Apron



Beret



Smock



Apron



Hat



Chef's Jacket



Suit



Raincoat



Rain boots



Hard hat

What I wear



Safety Vest



Safety Goggles




Jersey



Helmet



Cleats



Suit



Dress shoes



Business attire



Uniform



Hat



Neck Scarf



White coat



Apron



Comfy Shoes



Uniform



Hat



Half apron



Hat



Sunglasses



Pilot Wings




Khakis



Waterproof boots



Hat



Apron




Comfy Shoes

What I wear



Gloves



Hat



Button-up
shirt with tie



Life vest



Overalls



Toolbelt



Safety
Goggles




Space suit



Helmet



Gloves



Suit



Dress
shoes



Business
attire



Hoodie



Sweater



Comfy
pants



Suit



Dress
shoes



Business
attire



Hat



Khaki
Clothing



Boots

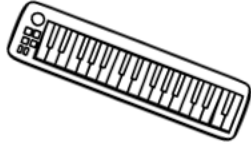
Tools I use

**Cut and Paste
Pieces**

Tools I use



Guitar



Piano



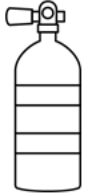
Drum Sticks



Guitar
pick



Speaker



Scuba tank



Scuba
Gauge



Underwater
camera



Underwater
flashlight



Ship



Microphone



Speakers



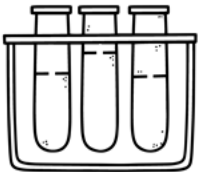
Lyrics



Stage
lights



Microphone
stand



Test tubes



Microscope



Beaker



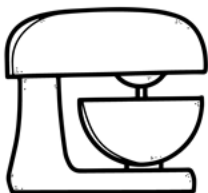
Magnet



Magnifying
glass




Oven mitt



Mixer



Piping Bag



Rolling Pin



Spatula

Tools I use



Easel



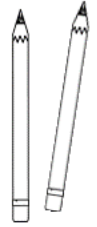
Paint



Paint Brushes



Palette



Pencils



Menu



Spoon



Pan




Food




Cooking oil



Microphone



Weather screen



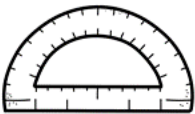
Camera



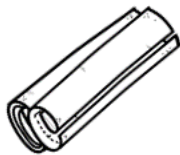
Notepad



News desk



Protractor



Building plans



Compass



Measuring tape




Laptop



Balls



Goals



Clipboard

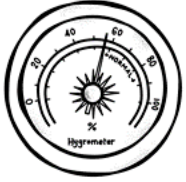


Sticks & bats

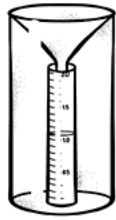


Water

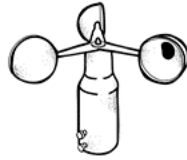
Tools I use



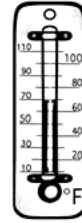
Hygrometer
(Humidity)



Rain gauge



Anemometer
(Wind speed)



Thermometer



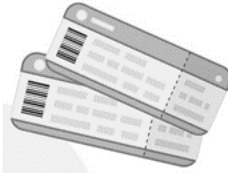
Barometer
(Air pressure)



Beverage
Cart



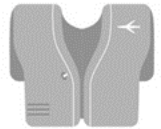
Luggage



Boarding
Pass



Seatbelt



Life
vest



Makeup



Hair dryer



Nail polish



Scissors



Hair brush



Menu




Food



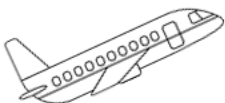
Drinks



Silverware



Tables



Plane



Maps



Passport



Wind cone




Headset

Tools I use



Water Pail



Hay



Wheelbarrow



Binoculars



Shovel



Cutters



Watering Can



Vase




Spray bottle



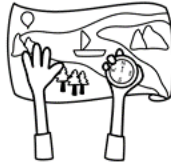
Flowers



Compass



Ship



Maps



Compass
tool



Anchor



Saw



Mallet



Pencil



Measuring
Tape




Hammer



Space
Shuttle



Rovers



Satellites



Launch
stations



Telescope

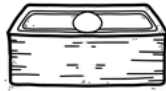
Tools I use



ATMs



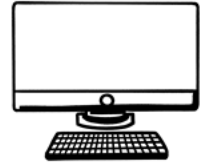
Coins



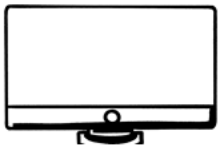
Cash



Counting
Machine



Computer



Computer



Printer



Computer
Mouse



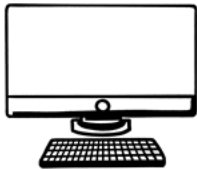
Phone



Computer
keyboard



Calculator



Computer



Printer



Phone



Files



Brush



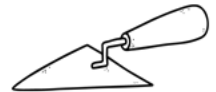
Shovel



Clipboard



Magnifying
glass



Trowel

Bulletin Board & Upper Level Learners Version




DAY IN THE LIFE OF A MUSICIAN

These are some of their daily tasks:

A large black and white line drawing of a clipboard with a clip at the top. The clipboard contains a worksheet with a title, a list of tasks, and a cartoon diver at the bottom right.

DAY IN THE LIFE OF A MARINE BIOLOGIST


These are some of their daily tasks:





DAY IN THE LIFE OF A SINGER

These are some of their daily tasks:



DAY IN THE LIFE OF A SCIENTIST


These are some of their daily tasks:



A large clipboard with a clip at the top, holding a sheet of paper. The paper has a title, a list of tasks, and a cartoon baker at the bottom.

DAY IN THE LIFE OF A BAKER

These are some of their daily tasks:



DAY IN THE LIFE OF AN ARTIST

These are some of their daily tasks:





DAY IN THE LIFE OF A CHEF


These are some of their daily tasks:





DAY IN THE LIFE OF A NEWS REPORTER


These are some of their daily tasks:






DAY IN THE LIFE OF A ENGINEER

These are some of their daily tasks:



A large black and white line drawing of a clipboard with a clip at the top. The clipboard contains a worksheet with a title, a list of tasks, and a cartoon character at the bottom right.


DAY IN THE LIFE OF A ATHLETE

These are some of their daily tasks:



DAY IN THE LIFE OF A METEOROLOGIST


These are some of their daily tasks:






DAY IN THE LIFE OF A FLIGHT ATTENDANT

These are some of their daily tasks:



DAY IN THE LIFE OF A COSMETOLOGIST


These are some of their daily tasks:



DAY IN THE LIFE OF A SERVER


These are some of their daily tasks:



A large black and white line drawing of a clipboard with a clip at the top. The clipboard contains a worksheet with a title, a list of tasks, and a cartoon pilot at the bottom.

DAY IN THE LIFE OF A PILOT


These are some of their daily tasks:



A large black and white line drawing of a clipboard with a clip at the top. The clipboard contains a worksheet with a title, a list of tasks, and a cartoon character at the bottom.

DAY IN THE LIFE OF A ZOOLOGIST


These are some of their daily tasks:





DAY IN THE LIFE OF A FLORIST


These are some of their daily tasks:




A large clipboard with a clip at the top, holding a sheet of paper. The paper has a title, a list of tasks, and a cartoon character at the bottom right.

DAY IN THE LIFE OF A SHIP CAPTAIN


These are some of their daily tasks:



A large black and white line drawing of a clipboard with a clip at the top. The paper on the clipboard contains the title and tasks section.

DAY IN THE LIFE OF A CARPENTER


These are some of their daily tasks:






DAY IN THE LIFE OF A ASTRONAUT


These are some of their daily tasks:



DAY IN THE LIFE OF A BANKER

These are some of their daily tasks:






DAY IN THE LIFE OF A PROGRAMMER

These are some of their daily tasks:

DAY IN THE LIFE OF AN ACCOUNTANT

These are some of their daily tasks:



A large clipboard with a clip at the top and a lined sheet of paper. At the bottom of the page is a cartoon illustration of an archaeologist wearing a wide-brimmed hat and having a mustache.

DAY IN THE LIFE OF A ARCHAEOLOGIST

These are some of their daily tasks:

counseling

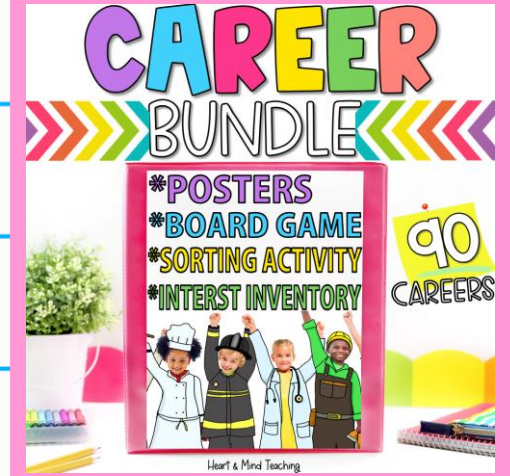
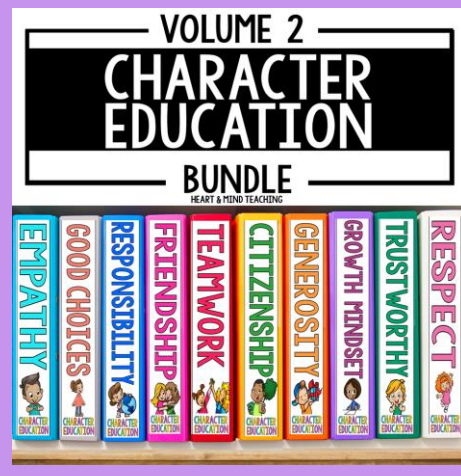


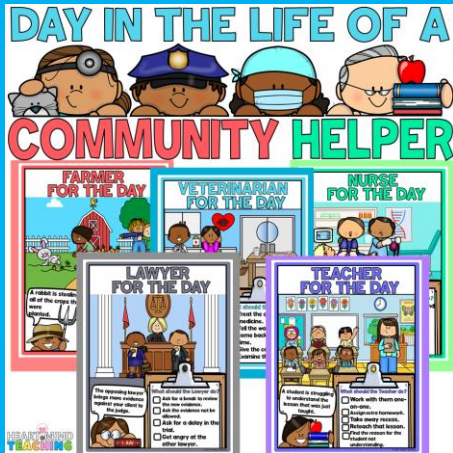
SEL

small groups

book companions

behavior

♡♡ Best Selling Resources ♡



COUNSELOR COLLAB MEMBERSHIP

The Must-have resource membership:

www.counselorcollab.com

♡ **WANT A PEEK INTO MY CLASSROOM?**

Check out my website:

www.heartandmindteaching.com



TERMS OF USE

By purchasing this product, you, the purchaser, are granted the right to reproduce pages for ONE classroom only. Duplication for more than one classroom or teacher is strictly forbidden. Doing so is a violation of the Digital Millennium Copyright Act (DMCA). This resource may not be uploaded or distributed online for free (even if it is a free resource) – on a district or outside site. Thank you for respecting my work!

You may:

- ✓ Use items for your personal use.
- ✓ Make copies for your classroom or your own student's families.
- ✓ Reference (without distribution) this product in blog posts, seminars, PD workshops, provided there is credit given to myself as the author and a link back to my TPT store included.

You may not:

- ✗ Claim this work as your own, alter the files in any way, or remove the copyright.
- ✗ Repackage, sell, or giveaway this product to others.
- ✗ Offer to share this product anywhere on the internet as a download or copy.

A special thanks to these authors:

THIS RESOURCE WAS CREATED WITH ELEMENTS FROM THESE AUTHORS.

